



Published by the Wisconsin Southeastern Division of the Midwest Region of the National Model Railroad Association, Inc.

## February 2020




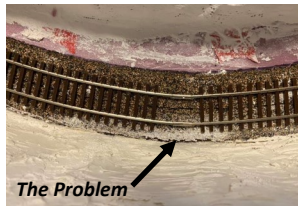
### From Your Superintendent...

— Mike Slater

Recently I was invited to meet up with some friends at a layout. While talking with my friends, I noticed that the layout was having some operational issues. Equipment was always derailing in the same spot. Being the helpful type of person I am, I decided to look at the track in order to determine what the issues were. I decided maybe it was time to get back to the basics.

When I worked at Gary's Hobby in Racine, I used to outline the following track laying techniques to my customers. While the following comments may be common knowledge to most of us, others in the hobby may have never known these simple techniques which make a better operating layout.

◆ **Stagger Track Joints** — Something I learned early on in HO Scale model railroading was the need to stagger track joints to keep a good and constant flow in curved track sections. If you have both track joints



in line with one another there is a tendency for a track kink to develop that can cause equipment to derail. This is the same reason that prototype railroads would stagger joints; it would help control the track gauge. While this may take a little bit more time, it does lend to better track work and in turn a better operating layout.

◆ **Smooth flowing trackwork in a curve** — Also on this layout I noticed that a yard area was being re-done. An addition to the benchwork was added to the layout to allow for the mainlines to be moved. The Plywood tops were level with one another, however one of the curves on the mainline went abruptly from the old curve to a much wider curve, and again both track joints were in line with one another.

◆ **Track of different manufacturers can cause different rail heights** — Now I am not talking about different codes of rail, though that can be the same issue, however Code 83 from Atlas, Peco, and Shinohara can be at different rail heights due to different thickness of ties that the different manufactures use. Atlas makes their track so that if you use code 83 from them and code 100 the top of the rail is at the same height from the bottom of the ties making it easier to use their track products with one another, however if you use Atlas code 83 track with Shinohara Code 83 switches or track you need to shim the track work to allow a smooth transition. In the case of Shinohara all one need only to use the cardboard box that the switches came in to shim the track for a smooth transition.

◆ **Roadbed** — The base that your trackwork is on is just as important. There are many different products and techniques, however I will try to explain what I like to use and why. I personally like using cork roadbed from Midwest Products. The reason I like using cork is that you can sand the cork to obtain a smooth transition between uneven joints in framework. Not doing this will cause a bump in the trackwork which again can cause uncoupling and even derailing.

After looking and reviewing this layout, I will be busy working on a new clinic on track laying techniques. I will also be reaching out to our area hobby shops to help promote simple techniques on track laying. All this will help a person build a better layout that in turn will allow the operator to have a more enjoyable time running their model railroad. If you have ideas related to the basics in starting to build a model railroad please consider doing a clinic at one of our meets or consider volunteering to do a demo during our modelers workshop next fall.

### Inside this issue:

- Page 2: The Frugal Modeler, Wise Board Meeting Dates, Video Library Update
- Page 3: WISE Upcoming Events, National & Regional Events WISE Board Contact Information
- Page 4: January Meet Summary, Mad City Bus Trip Info
- Page 5: Spring Elections, Trainfest Update, Did You Know? March Meet Information
- Page 6: Midwest Region Convention Information
- Page 7: Midwest Region Convention Registration Form
- Page 8: Mad-City Train Show Promo

## The Frugal Modeler Thinks Out Loud

—David Nelson

Let's take a stroll down memory lane and talk about what layout tours were like 50-plus years ago. A "visit worthy" layout had likely been started as early as the 1930s into the 1950s. The houses were old; basements/cellars were dark and smelled damp. Coal fired furnaces had left a dingy residue on everything. Lighting was a few scattered bulbs, and sometimes just one bulb lit a room. If you were lucky it was 75 watts and close to the layout. Sure, brand new 1960s houses had basements with drop ceilings, fluorescent lights, painted floors, rec rooms, bomb shelters, and wet bars but I didn't see finished train layouts in such "fancy" basements until later.

The benchwork was exposed, and the dark brown lumber was likely reclaimed. Track was brass, hand-laid on individual wood ties or on Atlas black fiber ties, or was Atlas flex track on the same fiber ties. Cork or wood roadbed elevated the track above the plywood. Switch machines were noisy and mounted next to the turnout. Since wood or fiber ties would swell and lose gauge if they got wet, sand or bird gravel ballast was bonded with shiny shellac. Scenery was often minimal (saw dust dyed green, on chicken wire covered with plaster, perhaps mixed with shredded asbestos), yet even very plain layouts usually had a tunnel that abruptly popped up out of flat territory. Rivers were blue paint on the plywood; streets were black paint on the plywood. Trees were small and toy-like. The commercial backdrops resembled the background scenery in Popeye cartoons. As much track as possible was crammed into the available space. Vehicles were oversized Dinkytoys.

Many layouts featured the same Campbell or Suydam structure kits. Ironically, modelers did nicer work with these difficult wood, metal and cardstock kits than with early plastic kits from Revell, Atlas or Plasticville, which were built with no kitbashing or individuality, and usually brush painted with glossy, garish Pactra Namels paint, unthinned. Testors or Ambroid cement direct from the tube left visible globs. The assortment of figures available was meager. The popular Weston figures lacked wrinkles on the clothing so "Mrs. Spumoni" looked dressed in sheet metal. The realistic plastic figures in the first Revell structure kits were a revelation but the selection was limited; you'd see five gray Revell workers talking to each other, each with the same clothing, posture and hand gestures. Odd.

The rolling stock was wood kits or metal Roundhouse, Athearn, Varney or Mantua kits; standard passenger cars were the Walters wood and metal kits. Now and then a guy would proudly show a nicely scratchbuilt car or locomotive, not necessarily painted or lettered

very well. Serious modelers had brass locomotives, left unpainted to impress. Control panels were centralized and often hinged so the owner could show the maze of wires. Couplers tended to be Kadee, magnetics or earlier non-magnetics, but there were still Mantua, LaNal, or Baker hook and loop couplers. Advanced modelers snorted at the horn hook trainset couplers I used. Many disdained plastic models entirely.

Rolling stock and structures were unweathered, but they were dusty. Most guys had their own railroad name; the road name on locomotive and caboose didn't always match. Billboard reefers on archbar trucks (outlawed for interchange in the 1930s) might be pulled by a Varney EMD diesel, or the Mantua "General" might pull streamlined cars.

Trains ran OK, but fast and noisy. Advanced modelers had signal systems and block control but they did not slow the trains down for a red signal, it just jerked to a stop, and then took off like a jackrabbit on getting a green. If there were derailments they were blamed on humidity, even in winter.

I do recall some extraordinary modeling. Leonard Linde in Elm Grove (next door neighbor of MR editor Linn Westcott) had a lovely layout in a neat and well-lit basement and I particularly remember his working coal tipple where scale sized buckets delivered scale coal to the top of the tipple. Why it was never featured in MR I have no idea. He was ahead of his time.

It all sounds rather pathetic, doesn't it, but those layout owners were justifiably proud and we visitors were suitably impressed. If they lacked airbrushes or scenery or couldn't deal with plastics, those guys could drill and tap holes, solder parts on a boiler, and hand lay track. If multiple trains would run smoothly and without collisions or derailments using DC cab control, we thought perfection had been achieved. And we learned a lot from each visit, just as we do now.

## Video Library Update

— Burnell Breaker, Video Librarian

The Video Library will be available for checkout at the March 15 meet in Racine. Any DVD's that were checked out at the January meet are due back at the March 15 meet. We have many new titles in the library. Come check some out to watch on these cold winter days. Members are allowed to check out up to 6 titles at a time.

If you have not yet picked up your copy of the Division Membership Directory, please do so soon.

## Next WISE Board Meeting

All WISE/NMRA members are welcome to attend our monthly board meetings. They are held at the clubhouse of the Milwaukee Lionel Club at Parkland Plaza, 2721 S. Calhoun Road, New Berlin. Entrance is at the rear side of the building.

Our next meetings will be held on Wednesday, February 19th and Wednesday March 11th at 7:00 pm.

Meetings generally last an hour and a half. We look forward to seeing you as a guest at our next meeting. Member input is always appreciated.

The WISE Owl Car is published by the Wisconsin Southeastern (WISE) Division of the National Model Railroad Association (NMRA). Subscription is free in an electronic format to all NMRA members residing within the boundaries of the WISE Division.

The Wisconsin Southeastern Division, Inc. does not offer any warranties or guarantees, nor assume any liability from the information contained in this publication.

Permission is granted to use news items in other publications provided credit is given to the Owl Car and author.

Trainfest and the Trainfest logo are registered trademarks of the WISE Division, NMRA, Inc.

Please send any comments, information, or editorials to the editor.  
Editor: Steve Miazga, W224N2280 Elmwood Drive, Waukesha, WI 53186  
Email: smiazga50@gmail.com Phone: 262-894-6411



## Upcoming Division Events

- \*February 15, 2020—Annual Bus Trip to Mad City Train Show**  
**March 15, 2020—WISE Division Meet**  
 Mt. Pleasant Lutheran Church, Racine, 1:00 pm (*Note time*)
- April 17-18, 2020 – Spring WISEops Operating Weekend**  
**April 19, 2020—WISE Division Meet and Annual Meeting**  
 Four Points Sheraton Milwaukee Airport, 12:30 pm
- \*May 3, 2020—Bus Trip—Great Midwest Train Show, DuPage, IL**  
**September 26, 2020—WISE Division RPM Meet**  
 Four Points Sheraton Milwaukee Airport,  
 9:00 am to 4:00 pm
- \*November 14-15, 2020—Trainfest 2020**  
 Wisconsin State Fair Park Expo Center, West Allis, WI

*\* Denotes extra fare event*

*For more event details go to our website: [WWW.WISEDIVISION.ORG](http://WWW.WISEDIVISION.ORG)*



## WISE Division NMRA Officers & Board of Directors

- Mike Slater—Superintendent  
*m Slater@wi.rr.com, 262-515-3623*
- Andy Breaker—Assistant Superintendent  
*funeralguy20@gmail.com*
- Dennis Janssen—Paymaster (Treasurer)  
*dennis@trainfest.com, 262-544-6324*
- David Rohr — Chief Clerk (Secretary)  
*chiefclerk@trainfest.com, 262-783-7230*
- Gary Children— Achievement Director  
*c Superchief20@wi.rr.com, 414-327-1666*
- Mark Hintz—Youth Group Director  
*gp30@fuzzyworld3.com, 414-745-4613*
- Burnell Breaker—Video Library Director  
*brbreaker@yahoo.com, 262-939-9193*
- Art Oseland—Bus Trip Director  
*raydenny1@aol.com, 414-764-5375*
- Steve Miazga— Director & Owl Car Editor  
*smiazga50@gmail.com, 262-894-6411*
- Ted Zieger—Contest Director  
*ptzieger@sbcglobal.net, 262-247-6946*
- Andy Greco—WISEops Director  
*nmrawiseop@gmail.com*
- Jim Hebner—Webmaster  
*hebnerj@gmail.com, 937-207-0163*
- John Hagen — Layout Tour Director  
*sprinthag@yahoo.com, 262-385-4450*
- Open - Clinic Director, Membership Director, Trainfest Chair



## Upcoming National And Regional Events Of Interest

- February 1-2, 2020 — Arctic Run Model Railroad Show**  
*Holiday Inn Convention Center, Stevens Point, WI*
- February 15-16, 2020—Mad City Train Show**  
*Alliant Energy Center, Madison, WI*
- March 21-22, 2020 — Three Rivers Model Train Show**  
*The Omni Center, 255 Riders Club Rd., Onalaska, WI*
- April 18-19, 2020—Titletown Train Show**  
*KI Convention Center, 333 Main St., Green Bay, WI*
- May 14-17, 2020—Midwest Region NMRA Convention**  
*"The Peoria Rocket"*  
*Holiday Inn & Suites, East Peoria, IL*  
[www.mwr-nmra.org](http://www.mwr-nmra.org)
- June 20-21, 2020 — Strawberry Fest Train Show**  
*Waupaca Recreational Facility, Waupaca, WI*
- July 12-18, 2020—NMRA 2020 Convention St. Louis**  
*Hilton St. Louis at the Ballpark, St. Louis, MO*  
[www.gateway2020.org](http://www.gateway2020.org)
- July 17-19, 2020—National Train Show**  
*Dome at America Center, St. Louis, MO*  
[www.nationaltrainshow.org](http://www.nationaltrainshow.org)
- July 4—10, 2021—NMRA 2021 Convention Santa Clara**  
*Santa Clara, CA*

## Historical Society Meetings

- April 30—May 2, 2020—Burlington Route Historical Society**  
*2020 Mile High Spring Meet*  
*Joint Meet with Rio Grande Modeling & Historical Society*  
*Denver Marriott West, Golden, CO*  
[www.burlingtonroute.org](http://www.burlingtonroute.org)
- May 28—31, 2020—Chicago & North Western Hist. Society**  
*2020 Annual Convention, Rails & Rivers, Mankato, MN*  
*Mankato City Center Hotel*  
[www.cnwhs.org](http://www.cnwhs.org)
- June 18—21, 2020—Milwaukee Road Historical Association**  
*2020 Annual Meeting, Elgin, IL*  
*Holiday Inn & Suites, 495 Airport Road, Elgin, IL*  
[www.mrha.com](http://www.mrha.com)
- September 10-13, 2020—Burlington Route Historical Society**  
*2020 Fall Meet, Radison Duluth-Harborview,*  
*Duluth, MN*  
[www.burlingtonroute.org](http://www.burlingtonroute.org)
- September 17-20, 2020—Soo Line Historical & Tech. Society**  
*Holiday Inn, Manitowoc, WI*  
[www.sooline.org](http://www.sooline.org)
- September 19-23, 2020—Great Northern Railway Hist. Society**  
*2020 Convention, Nelson. BC*  
[www.gnrhs.org](http://www.gnrhs.org)

# January Meet — Great Clinics and Great Contests

We had a great turnout for our January Meet with super clinics put on by Dave Nelson and some great competition in the contest room.

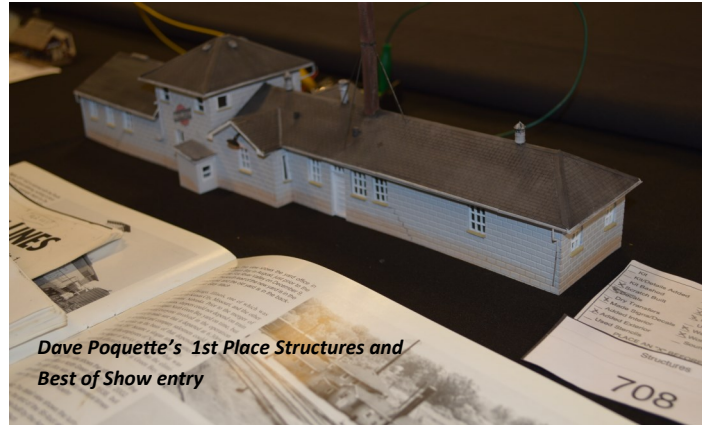
Dave presented two clinics to the members—the first featured an interesting Benchwork construction system that Dave utilized on this own home layout. The clinic included a live “full size” demo of the modular system, plus some very candid commentary regarding the use of the plans on Dave’s railroad (remember, he is frugal...).



Dave’s second clinic related to modeling of junctions and interchanges with some great photos of the prototype. Thanks Dave for two great clinics.

In the contest room, we had three categories with competition. In the Structures category, First Place went to Dave Poquette for this scratchbuilt C&NW Green Bay yard office. This model also won best of show. Congrats Dave! Second place in Structures went to Steve Mizga for his Sugar Camp depot model, also scratchbuilt.

In the Freight Equipment category, Andy Greco took First Place for his Milwaukee Road 50’ Boxcar. Second Place was awarded to



Dave Poquette’s 1st Place Structures and Best of Show entry

Mark Hintz for his TTPX Bulkhead Flatcar.

Finally in the General Category. First Place was awarded to Mark Hintz for his HO Scale DM Rail Group GP7 locomotive. Second Place went to Ed Varick for his “Fond Farewell at the Depot” model photo.

Thanks to all for your submissions. The next contest will be at the March 15th Meet.



Above, Andy Greco’s 1st Place in the Freight Equipment Category. Below is Mark Hintz’s 1st Place entry in the General Category





**All Aboard!**  
Leave the Driving to Us & Attend the Mad City Show With Your WISE Friends

**Saturday, February 15, 2020**  
Arrive 9:00 a.m. Depart Show 1:00 pm

**Ride the Bus**  
**\$39.00 per Person**

\$19.00 (age 17 and under with an adult)  
Price includes admission to the Train Show, Coffee, Soda, Water, Donuts and Snacks on the Bus Trip

**Pick Up at Park & Ride Lots**

**College Avenue/ I-94**  
(Southwest Lot—7:00 a.m.)

**State Fair Park**  
(I-94 & 76th Street—7:15 a.m.)

**Goerke’s Corner**  
(I-94 & Barker Road—7:30 a.m.)

Email Art Oseland to confirm your spot  
Bring Cash or a Check to the bus made out to the WISE Division NMRA  
**Don’t Wait and Get Left at the Platform!**  
Art Oseland—raydenny1@aol.com  
414-764-5375



## Mad City Trip to Include Great Layout Tours

If you are signed up for the annual Mad City Bus Trip, you will get a chance to see three great layouts on our way home from the show. Here is a quick glance at the highlights of each model:

**Rio Grande Pacific — Dr. Bill Clancy, Owner**

- 30’ x 46’ bi-level HO Scale with a Mainline of 1000 feet
- Late 1940’s—1960, Scenery 90% Completed, Steam & Diesel
- DCC Digitrax Control with signals, detection & car routing.

**Knob Creek Railroad — Phil Hottmann, Owner**

- 28’ x 58’ multi-deck HO/HoN3 inspired by George Sellios
- 1930’s Era - layout features day to night lighting, special sound effects and custom backdrops
- DCC Digitrax control

**Happy Valley Railroad 1950’s — Don Mayo, Owner**

- 35’ x 15’ HO Scale “E-Shaped” layout serving 5 communities
- DC-Rail Pro Radio Control, Scenery 70% Completed
- Features a Traction line car ferry
- Designed for operations with Ship It car routing.

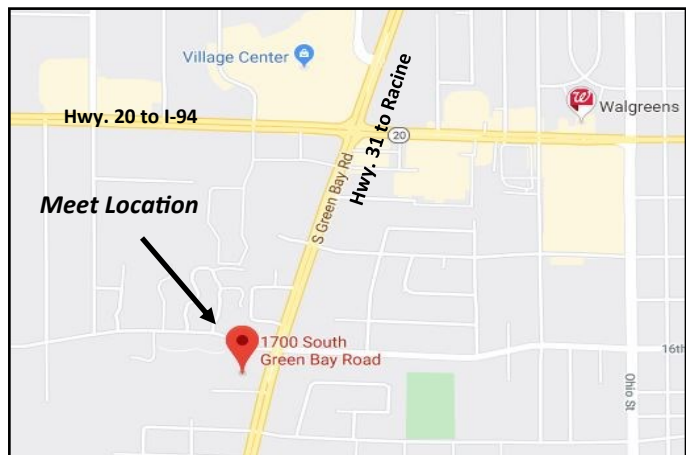


**WISE Division NMRA**  
**Model Railroad Meet**  
**March 15, 2020**  
**1:00 pm (Note Time)**

**PUBLIC WELCOME — FREE ADMISSION**

- 1:00 pm** *Doors open and contest registrations*
- 1:30 to 2:00 pm** We will see a Slide program from the camera lens of the late Lonnie Mayves. Lonnie worked for the Milwaukee Road starting out in the Janesville area, later working out of Portage, Milwaukee and lastly working the Sturtevant Patrol until retirement. This program is of never seen photos Lonnie took, many while he was on the job.
- 2:00 to 2:15** *Break for Contest Voting*
- 2:15 to 3:30 pm** We will have author Jerry Pyfer who just released a book on the Milwaukee Road's Racine & Southwestern Division. Jerry hired on to the Milwaukee Road in 1971 and worked the Racine & Southwestern Division for the last decade the line was a thru route. The R&SW linked the railroad's hometown of Milwaukee, Wis., with the Mississippi River at Savanna, Ill. Jerry will share stories of Midwestern railroading combined with his colorful photography. Climb aboard with Jerry as he covers the entire division.  
 If you purchased his book, bring it along to get autographed. Jerry will also bring some copies of the book for purchasing, or you may purchase a copy of the book through one of your favorite retailers.
- 3:30 to 4:00 pm** *Contest Awards & Announcements*
- 4:00 to 6:00 pm** *Layout Tour: To Be Announced*

**Special Meet Location**  
**Mt. Pleasant Lutheran Church**  
 1700 S. Green Bay Road, Racine, WI



**Bring in Your Best and Enter the FREE Model and Photography Popular Vote Contest**  
*If you don't enter—you can't win!*  
 2 Entries Allowed, per Person, per Category

**CONTEST CATEGORIES**  
 Photo Prototype, Photo Model, Model Diorama, Structures, Freight Equipment, Passenger Equipment, General, Non Revenue Equipment, Traction

**AND DON'T FORGET ABOUT THE BEST OF SHOW AWARD!**

**Spring Board of Director Elections**

— Mike Slater

Another election is upon us in our division. Ballots will be mailed with the March edition of the Owl Car. Up for election are two positions on the Board of Directors.

Dave Nelson has once again agreed to Chair the elections committee. If you would like to run for a Board position, please submit a bio (include a "selfie" head-shot photo—JPG format) to Steve Miazga, Owl Car Editor before February 14th so it can be published in the Owl Car newsletter and that your name can be included on the ballot. His contact information can be found on Page 3.

**Did You Know???**

- ⇒ It is possible to travel from Portugal to Vietnam solely by train. At 17,000 km, this is the longest train journey in the world.
- ⇒ Ore trains in Sweden traveling down to the coast generate 5 times the amount of energy that they use, powering homes nearby and the return trip trains.

**Now You Know...**

**Trainfest® Update**  
 America's Largest Operating Model Railroad Show.

— Mike Slater

We are moving full steam ahead on the 2020 Trainfest. By the time you will have received your Owl Car, invitations will have been sent out to layouts, vendors and manufacturers .

Some quick notes regarding changes to the Celebrate a Railroad program for next year. We will not be doing the Historic Panels or model train cars in the future, however we will continue to give historical societies a larger area at the show to help them celebrate their railroad. This year the MoPac will be featured, in 2021 it will be the Wisconsin Central and in 2022 it will be the Green Bay & Western. If you would like to see your favorite railroad featured at a future Trainfest, work with the Historical Society or Museum that covers that railroad's history and have them submit a proposal to us as to how they can help us celebrate that railroad.



## NMRA MIDWEST REGION CONVENTION East Peoria, II May 15-17, 2020

There are a lot of interesting things to do in Peoria and they will be described in "The Peoria Magazine" which will be included in your welcome packet. One of the outstanding attractions is the "Spirit of Peoria," a 160 foot paddle boat which actually uses a stern paddle-wheel for propulsion on the Illinois River. On Friday May 15 from 7:30 to 9:30 pm the "Spirit of Peoria" will take you on a moonlight cruise. An afternoon cruise is also available on Saturday May 16 from 2:00 to 3:30 pm. The charge for the moonlight cruise is \$23 for adults and \$21 for seniors over 55 and \$14 for children. The charge for the afternoon cruise is \$18 for adults and \$16 for seniors over 55 and \$11 for children. We have arranged a convention special of \$3.00 off the listed ticket price when you show your convention badge while purchasing your ticket at the ticket office, which is open one hour before departure. The boat has a snack bar which serves hot dogs, nachos, popcorn and beer, wine, and soda.

On Friday morning a canvas painting event is available under the guidance of Jody at the Hive Mobile Art Studio located in Peoria about 15 minutes from the convention hotel. Jody, a very enthusiastic former public school teacher, loves to share simple ways to nurture your inner artistic ability and bring out your hidden talent. Special techniques are demonstrated as the creation of your masterpiece is developed. This event will begin at 10:00 am at a cost of \$25 and pre-registration is required to assure a brush and canvas is available for you. The class is limited to twenty enthusiastic beginner artists – no prior skills required. Friday afternoon is free to enjoy lunch and shopping at the Levee District with its many fine restaurants and stores lo-

cated in East Peoria near the convention hotel or to visit the Peoria Riverfront Museum.

On Saturday beginning at 9:30 am a special cooking class will be held at "The Cookery", which is located in Morton about 19 minutes from our hotel. This class is unique compared to most cooking classes in that you actually get to prepare the meal rather than watch how it is done. Amanda and her team of chefs will guide you through the food preparation by sharing preparation techniques as well as tasty ingredients and recipes. This unique class is limited to 24 participants at a cost of \$45 for the class and a very tasty lunch. Pre-registration is also required for this class. The afternoon you are free to enjoy shopping at the unique shops and boutiques such as Lulu's located two miles from "The Cookery" within Morton or taking a cruise on the Illinois River.

Bring your sewing machine and make new lifetime friends while you help with the Linus Project. A room will be available for this activity in the convention hotel.

### Clinics, Education and Information Sharing for Members

Traditional clinic presentations now usually include projected information and sometimes supplemented with live demonstrations. We need clinics that can be reused in additional venues as well as develop methods to provide educational material in new ways using newer tools.

Some of the tools to explore include developing a simple searchable list of past clinics available for repeat presentation. An improved way is needed for individuals and groups to request educational information on specific topics. We also will test remote presentation of clinics including PowerPoint type slides with question and answer opportunities.

Comments, suggestions and ideas are welcome and you can contact Eric Peterson at 317-947-4829 or [ericgpet@gmail.com](mailto:ericgpet@gmail.com).

**Come one, come all! Join in the Fun!**

## Midwest Region Convention

*Peoria Rocket 2020*

**May 14-17, 2020**

**Keep watching [peoriarocket2020.org](http://peoriarocket2020.org) for more information**

**Clinics  
Layout Tours  
Operating Sessions  
Model Contests  
Displays  
Experts in Model Railroading  
Regular People, too!**

**Quilting with the Linus Project**



Holiday Inn Hotel & Suites East Peoria  
101 Holiday Dr. East Peoria, IL  
ReservationCounter.com: 309-698-3333

# Midwest Region NMRA 2020 Spring Convention

“IVD & ITD – Peoria Rocket” Registration Form

May 14-17, 2020

## FARES

	NMRA Member/Spouse	Non-NMRA Member/Spouse
Full Fare (Includes Banquet)	\$60/\$40	\$80/\$40
Convention Only (No Banquet)	\$40/\$30	\$60/\$30

\*\*\* Registrations received after May 1, 2020 or at the door will be \$10 extra \*\*\*

### Activities Registration

- Thursday Operating Session (indicate your preference, i.e., 1, 2, 3): (Not a “layout tour;” you are expected to operate)  
Penn Central \_\_\_\_\_ Twin Cities & Western \_\_\_\_\_ D&RGW, 4 Corners Div. (distant) \_\_\_\_\_
- Non-rail:** Friday Morning Canvas Painting Event with Jody at the Hive Mobile Art Studio @ \$25 \_\_\_\_\_
- Friday Operating Session: Penn Central \_\_\_\_\_
- Non-rail:** Saturday Morning Cooking class and lunch with chef Amanda Pyle at The Cookery @ \$45 \_\_\_\_\_
- Sunday Operating Session: Penn Central \_\_\_\_\_ Twin Cities & Western \_\_\_\_\_

Enter Desired Meal Choice in the “Meal” column: B = Buffet (3 meats), S = Special Diet

Name  
(PLEASE PRINT)

Circle One for each registrant



NMRA Member: \_\_\_\_\_  
 Non-NMRA Member\*\*: \_\_\_\_\_  
 Spouse: \_\_\_\_\_

Convention w/ Banquet	Convention Only	Meal B/S
\$60	\$40	
\$80	\$60	
\$40	\$30	

Add \$10 each for late registration (After May 1, 2020): \$ \_\_\_\_\_ Total Enclosed: \$ \_\_\_\_\_

\*\*Includes \$20 RailPass membership – must be eligible (either never have been a member before or haven't been a member for 2 years or more; can join at RailPass rates. If you have ever purchased a NMRA RailPass Membership, you cannot do that again. You must purchase a full NMRA membership to attend this event)

NMRA #: \_\_\_\_\_ Phone #: (\_\_\_\_) \_\_\_\_\_  
 Street: \_\_\_\_\_ E-mail: \_\_\_\_\_  
 City: \_\_\_\_\_ State: \_\_\_\_\_ Zip: \_\_\_\_\_  
 NMRA Region \_\_\_\_\_  
 NMRA Division \_\_\_\_\_

Office Use Only	
Am't Rec'd:	\$ _____
Check No.:	_____
Op Session Status:	_____

Mail to: Illinois Valley Division of NMRA  
P.O. Box 645  
Chillicothe, Il. 61523

Make checks payable to: “IVD Convention Fund” (No cash, please) Registration forms available for download at <https://www.peoriarocket2020.org/register>



WISE Division of the NMRA  
402 Dodie Drive  
Waukesha, WI 53189-7425

**CATCH THE TRAINS!**

# *MadCity*

*53rd Annual*

## **MODEL RAILROAD SHOW AND SALE**

Sat. Feb. 15, 9AM-5PM • Sun. Feb. 16, 9AM-4PM  
Alliant Energy Center, Exhibition Hall, Madison, WI

**Four HO train sets given away each day!**

Family Pak \$32


Includes two adults (regular or senior) and two kids (5-15)

Adults \$12 (16 & older), Seniors \$11 (65 & older)

Children \$6 (age 5-15), Kids under 5 FREE

Active duty military \$11. Two day pass \$16. Parking fee not included.

All children under 12 must be accompanied by an adult.



One of the Midwest's best model RR events showcasing beautiful model train layouts in Z, N, HO, S, O and G scale; classic toy trains; historical exhibits & railroad videos. Kids can build a giant wooden train layout or run or ride a model train. **300+ vendor tables** of model train merchandise including tools, railroad collectibles, videos, books, clothing and artwork. Hourly door prizes for adults. Kids, age 5-15, can register to win a train set!